



You will need


- ✓ Pre-washed fabric/garments
- ✓ Drawing paper and pencils
- ✓ Dylon Fabric Painting Pens
- ✓ Masking tape
- ✓ Iron

HINTS

- ◆ If the fabric used is too thick to allow the drawings to show through, dressmakers carbon paper or ordinary tracing or greaseproof paper could be used to trace the designs onto the fabric.
- ◆ If one area of colour is still wet when a second colour is applied next to it, colours may bleed into each other. Draw all the outlines first before colouring in.
- ◆ To make the design permanent, cover each part of the design with a piece of cotton fabric and iron over the design for 2 minutes on a hot setting.

TEACHERS NOTES

Egyptian Hieroglyphs would be an interesting alternative to inventing a code, and would give plenty of scope for additional decorative drawings using Dylon Fabric Painting Pens.



Dylon Fabric Paintings Pens may be used in addition to Fabric Paints - paints are useful to infill large areas of colour. Pens may be used to outline and add detail when the paint has been ironed to fix the colour.



SKILL LEVEL


- Key stage 2



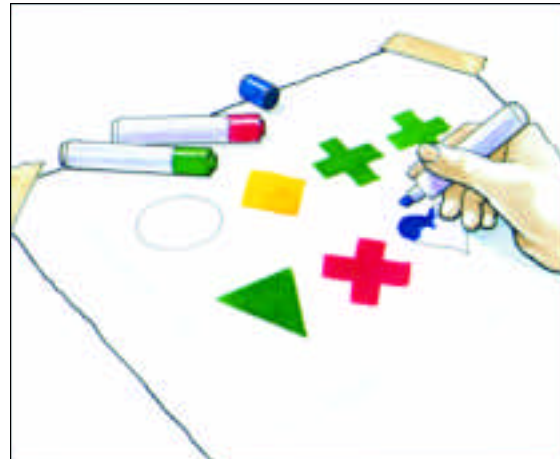
FABRIC PAINTING

Signs, Symbols and Secret Messages!

Dylon Fabric Painting Pens are fun and easy to use, they are great for outlining, drawing and especially for lettering - use them to write your name or a message in secret code...



Choose your code, write your name or message in big print on a piece of paper, tape it onto a board then put your piece of fabric over the top, holding it firmly in place with masking tape.



Following the lines of your message that you can see through the fabric, use the Fabric Painting Pens to trace the outline and colour in the secret words. Make sure each colour is dry before you start to use the next colour.



When the fabric is dry, it needs to be ironed to fix the colour so that it won't wash out.



You could use symbols like these to replace letters of the alphabet to make your own personal secret codes



Use the symbols above to decipher what is painted on the fabric.

